

# KL-3040 / 6040 CNC Router, 5 Axis Engraving Machine


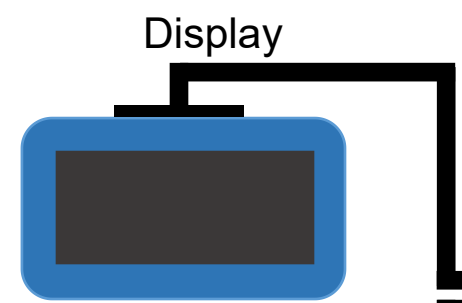
## Wiring Diagram

Signal	Port#	Pin#
X-Home/Limit	1	10
Y-Home/Limit	1	11
Z-Home/Limit	1	12

**S-350-24**  
DC OUTPUT:  
+24V/14.6A

110 VAC INPUT

Signal	Step Pin#	Dir Pin#
X-Axis	8	9
Y-Axis	16	4
Z-Axis	5	17
A-Axis	7	6
B-Axis	2	3



Home/Limit

GP10 GP11 GP12

MOU  
MIN  
SPI  
GND

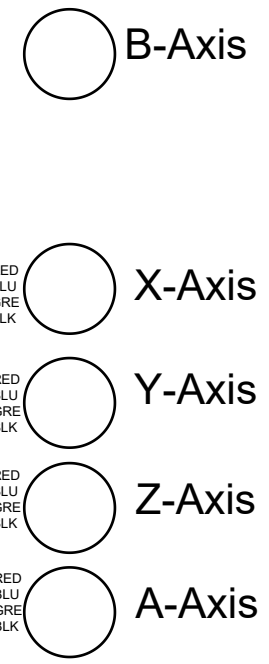
B-  
B+  
A-  
A+

B-  
B+  
A-  
A+

B-  
B+  
A-  
A+

B-  
B+  
A-  
A+

GND  
12-36V



Manual Remote

Home/Limit