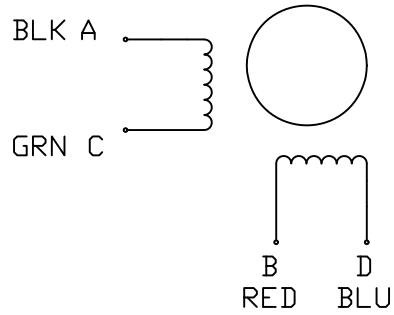


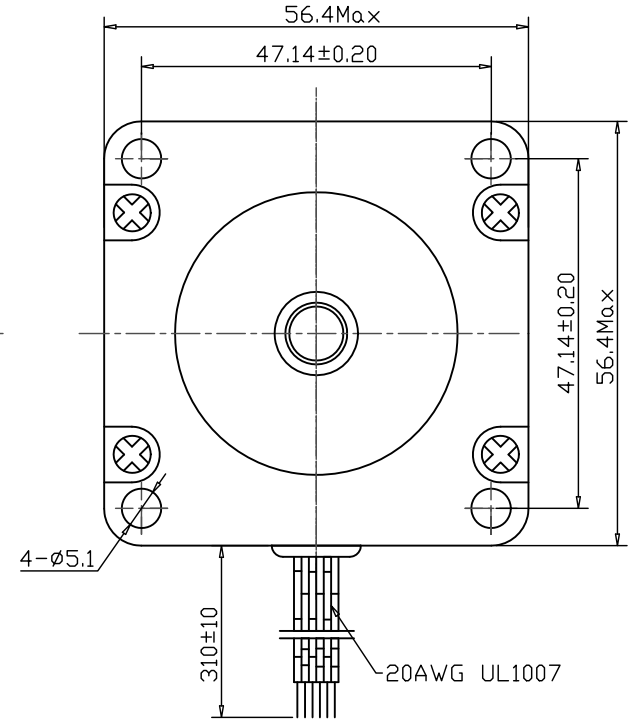
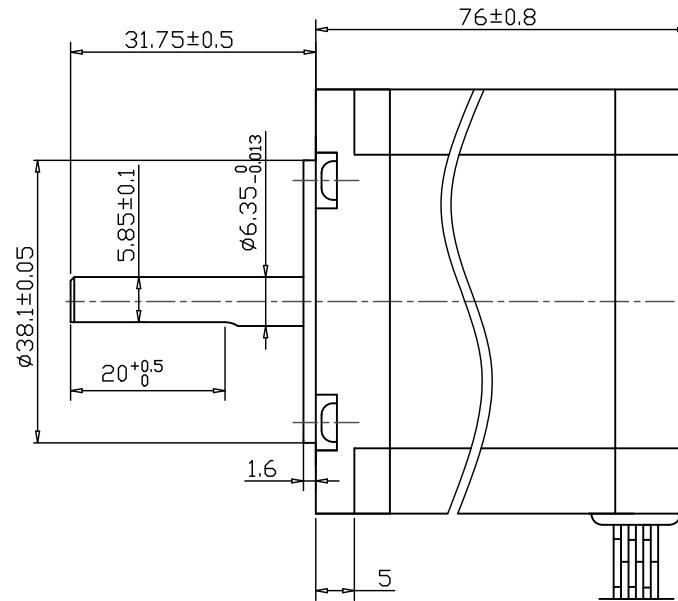
XXXXXX

Wiring Diagram



SPECIFICATIONS

1	Number of Phase	2
2	Step Angle	0.9° ±5%
3	Holding Torque	1.8 N.m
4	Voltage	2.1 VDC
5	Current	4.2 A
6	Phase Resistance (20°C)	0.5 ±10% Ω
7	Phase Inductance (1KHz)	2.3 ±20% mH
8	Rotor Inertia	490g · cm <sup>2</sup>
9	Insulation Resistance	100M Ω 500VDC
10	Insulation Class	B ( 130°C )
11	Ambient Temperature	-20°C to 50°C
12	Ambient Humidity	15% to 95%
13	Motor Weight	Approx 1.15kg
14		



EXITING SEQUENCE (2 PHASE)

STEP	A	B	C	D	
1	+	+	-	-	CCW ↑
2	-	+	+	-	
3	-	-	+	+	
4	+	-	-	+	

Unit:mm  
First angle method

Tolerances for linear and angular dimensions without individual tolerance indications  
GB/T 1804-m eqv ISO 2768-1:m

Geometrical tolerances for features without individual tolerance indications  
GB/T 1184-k eqv ISO 2768-2:k

DESIGN	xie	220429
CHECK		
TECHNOLOGY		
STANDARD		
APPROVE		
NAMES	SINGATURE	DATE

<b>STEPPING MOTOR</b>			
TYPE: HYBRID STEPPING MOTOR	SCALE <b>XX</b>	Rev. 1.0	SHEET 1 OF 1
Model:		<b>KL23H276-42-4AN</b>	

V1.0	20220429
REV.	REVISION RECORD
	DATE

UNLESS OTHERWISE SPECIFIDE