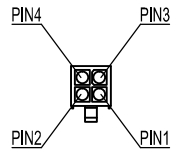
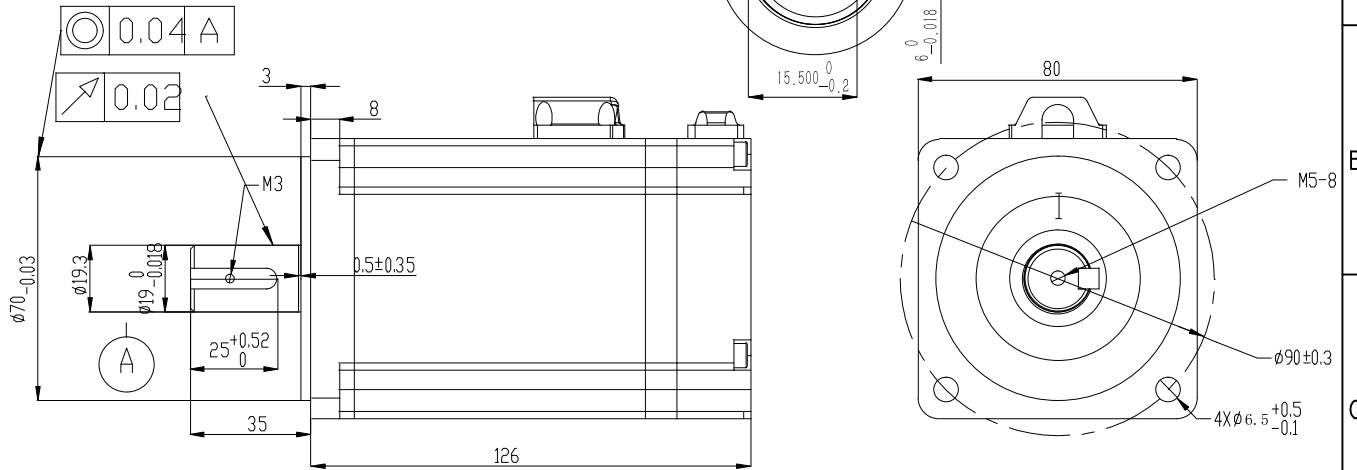


Rated Voltage (Vac)	<b>200-220</b>
Rated Power (w)	<b>1000</b>
Rated Torque (N.m)	<b>3.18</b>
Peak Torque (N.m)	<b>9.52</b>
Rated Speed (rpm)	<b>3000</b>
Peak Speed (rpm)	<b>5000</b>
Rated Current (Amp)	<b>5.7</b>
Peak Current (Amp)	<b>17.1</b>
Torque Const (N.m/Amp)	<b>0.57</b>
Back EMF Const (V/krpm)	<b>36.2</b>
Resistance (Ω)	<b>1.07</b>
Inductance (mH)	<b>6.9</b>
Inertia (kg*m <sup>2</sup> *10 <sup>-4</sup> )	<b>1.63</b>
Poles	<b>10</b>
Encoder type	<b>17bit single-turn</b>
Protection level	<b>IP54</b>
Weight (Kg)	<b>2.83</b>

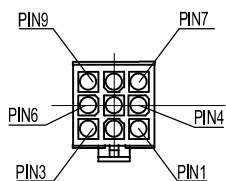
Power Cable: 300 ± 30mm  
Encoder Cable: 300 ± 30mm



Wiring details of Power cable connector				
Pos	1	2	3	4
Signal	U	W	V	PE
Color	blue	red	black	Yel/Gre

Connector Code Of Extension Cable Side			
Type	Winding Connector	Encoder Connector	Brake Connector
Pin	170362-1	170361-1	--
Plastic shell	AMP172159-1	AMP172161-1	--

Connector Code Of Motor Side			
Type	Winding Connector	Encoder Connector	Brake Connector
Pin	170360-1	170359-1	--
Plastic shell	AMP172167-1	AMP172169-1	--



Wiring details of encoder cable connector							
Pos	1	2	3	4	5	6	7
Signal	PE	5V	0V	SD+	SD-	--	--
Color	shield	blue	blue/white	purple	purple/white	--	--

**ELM1000FM80H-SS MS20**  
80mm, medium inertia, 1000w servo motor  
17bit incremental encoder, no brake