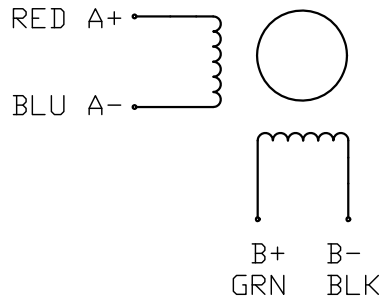


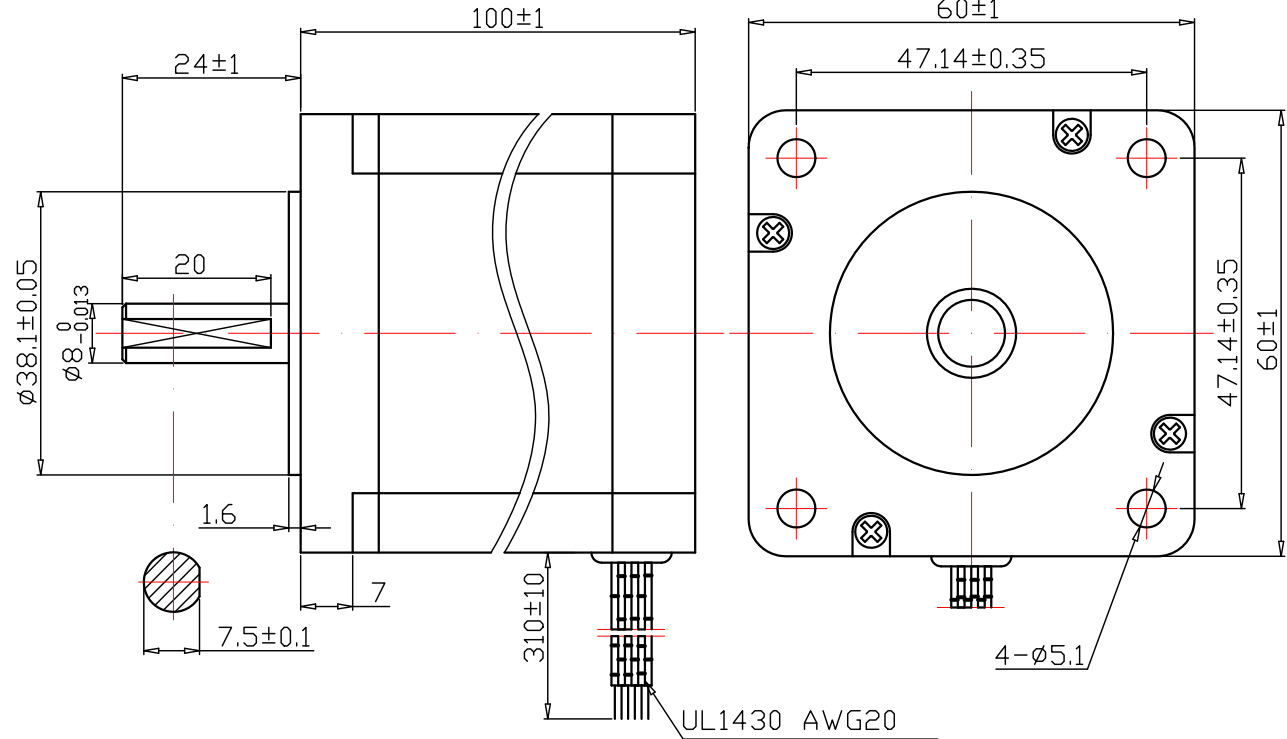
KL23H2100-42-4A

Wiring Diagram



SPECIFICATIONS

1	Number of Phase	2
2	Step Angle	1.8° ±5%
3	Holding Torque	3.8 N.m
4	Voltage	3.36 VDC
5	Current	4.2 A
6	Phase Resistance (20°C)	0.8±10% Ω
7	Phase Inductance (1KHz)	4.0±20% mH
8	Rotor Inertia	230g · cm ²
9	Insulation Resistance	100M Ω 500VDC
10	Insulation Class	B (130°C)
11	Ambient Temperature	-20°C to 50°C
12	Ambient Humidity	15% to 95%
13	Motor Weight	Approx 1.63kg
14		



EXITING SEQUENCE (2 PHASE)

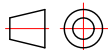
STEP	A+	B+	A-	B-	
1	+	+	-	-	CCW
2	-	+	+	-	
3	-	-	+	+	
4	+	-	-	+	CW

Unit:mm
First angle method

Tolerances for linear and angular dimensions without individual tolerance indications
GB/T 1804-m eqv ISO 2768-1:m

Geometrical tolerances for features without individual tolerance indications
GB/T 1184-k eqv ISO 2768-2:k

UNLESS OTHERWISE SPECIFIDE



DESIGN	
CHECK	
TECHNOLOGY	
STANDARD	
APPROVE	
NAMES	SINGATURE

STEPPING MOTOR

TYPE: HYBRID STEPPING MOTOR SCALE **XX** Rev. 1.0 SHEET 1 OF 1

Model: **KL23H2100-42-4A**